

FREE LINKS PURPLE Pattern Peyote Stitch Bracelet

© SuJen Jewelry Design 2009
All Rights Reserved

<http://sujensjewelry.com>

Distributed by:
SuJen Jewelry Designs

Supplies

1- size12 needle

Fireline or thread of your
choice

Clasp of your choice

Miyuki Seed Beads

11-1924-Count 560


11-0401-Count 700

Thank you for downloading my
patterns. I hope that you will enjoy
them and respect my wishes by not
making copies or using it to teach
classes.

You may use this pattern to make
finished items to sell to recover your
costs, I do ask that you give me design
credit.

www.readytobead.com is authorized
to mass produce for kits with my
written permission.

E-mail – sujen@cox.net



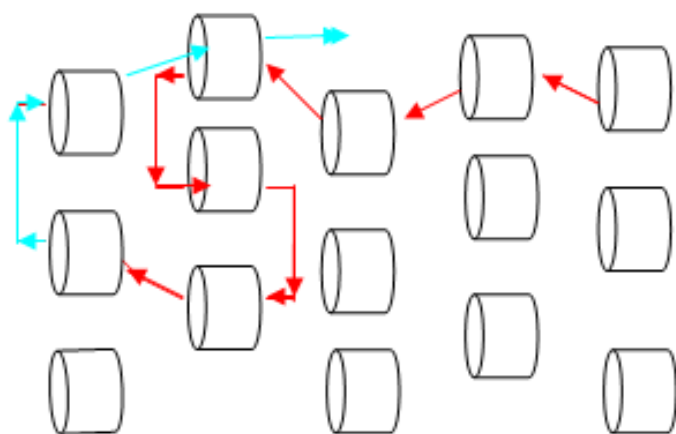
FREE LINKS PURPLE Pattern Peyote Stitch Bracelet

© SuJen Jewelry Design 2009
All Rights Reserved

<http://sujensjewelry.com>

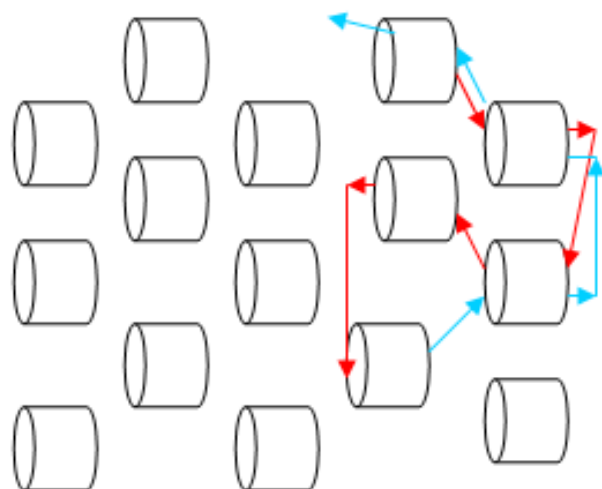
Distributed by:
SuJen Jewelry Designs

Follow these basic decrease instructions



Left to Right

By Following the Arrow **Red** path, you should be able to come out where the **blue** arrow is and continue to the other side. **Remember when you do this again for the following rows you must go down to the right through the bead directly below where your thread is coming out.**



Right to Left

At the end of the row, go through the last bead in the previous row. Go left through the bead below. Follow the **RED** arrows.

When you come back through to the **Blue** arrows, and follow the path, it should come back out through the bead to follow your stitch to the other side.

Drawing is a © of SuJen Jewelry Design 2009